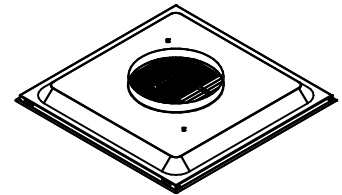
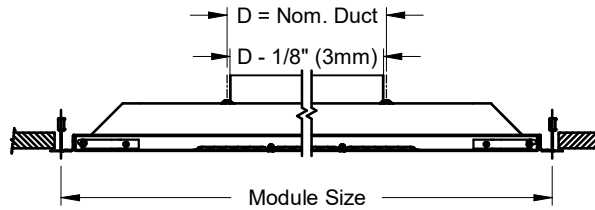



**PDF - Perforated Face Supply Diffuser
with Face Mounted Controllers**



CONSTRUCTION:

- Perforated face - $3/16"$ (5mm) holes, 51% free area:
 - F-ST - Steel face
 - F-AL - Aluminum face
- Frame and backpan - steel construction
- Face inlet deflector - steel
- Steel spring latches

FINISH:

- Perforated face
 - B12 - Standard White
- Backpan and outer frame
 - B12 - Standard White
 - BBP - Black (available with frames 3, 15 and 17B only)

Optional finishes available:

- Optional colors
- Custom colors
- Armstrong coordinated finishes

See finishes brochure for additional information. Contact your PRICE representative for leadtimes and pricing.

OPTIONAL STEEL DAMPERS:

- For round ducts:
 - VCR7 - Radial opposed blade damper
 - VCR8 - Full flow damper with duct mounting ring (n/a for 16", 18")
 - VCR8E - Full flow damper, diffuser neck mounted (n/a for 16", 18")
 - VCR9 - Radial damper (n/a for 15", 16", 18")
- For square / rectangular ducts:
 - VCS3 - Opposed blade damper

OPTIONS:

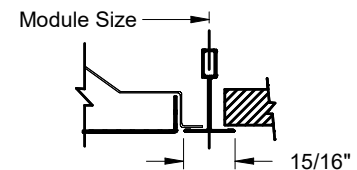
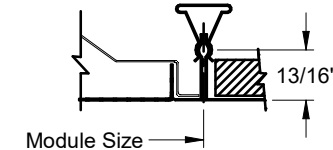
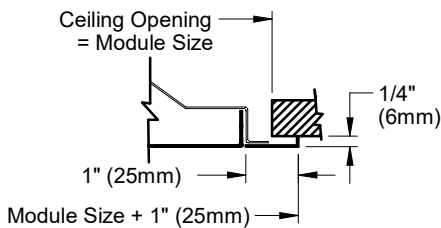
- Insulation:
 - R6 - Molded backpan insulation (available with frame A only)
 - AFI - Foil backed fiberglass insulation (available with frame B only)
- Hangers:
 - Integral hanger loops (standard)
 - EHT - Extended hanger tabs
- BN - Beaded round inlet neck with extended $2\frac{1}{2}"$ (64mm) length

NOTES:

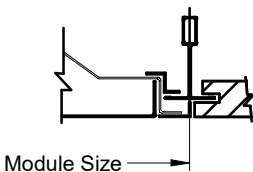
- Face panel is removable
- Dampers ship loose
- Factory tolerance $\pm 1/32"$ (1mm)

FRAME STYLES:

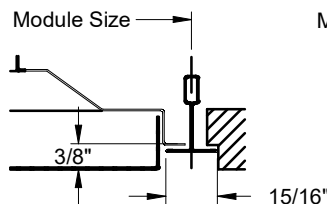
- 1 - Surface Mount
- 2 - Snap-In
- 3 - $15/16"$ T-Bar Lay-In



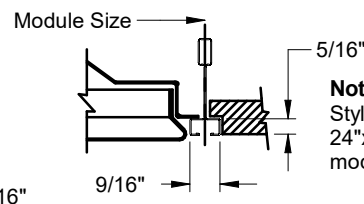
4 - Spline



15 - $15/16"$ Tegular T-bar



17B - $9/16"$ Bolt Slot T-Bar only



Note:
Style 17B available in 12"x12", 24"x12" and 24"x24" ceiling module only

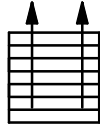
ALL METRIC DIMENSIONS () ARE SOFT CONVERTED. IMPERIAL DIMENSIONS ARE CONVERTED TO METRIC AND ROUNDED TO THE NEAREST MILLIMETER.

PROJECT:		PRICE
ENGINEER:		
CUSTOMER:		274242
SUBMITTAL DATE:	SPEC. SYMBOL:	2023-01-20

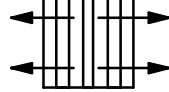
PDF
PERFORATED DIFFUSER
WITH FACE MOUNTED
CONTROLLERS

**PDF - Perforated Face Supply Diffuser
with Face Mounted Controllers**

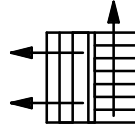
Cores are factory set for 4-Way pattern and can be field adjusted for other patterns, as shown:



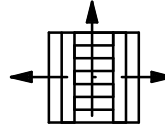
1-WAY



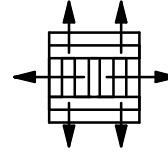
2-WAY



2-WAY CORNER



3-WAY



4-WAY

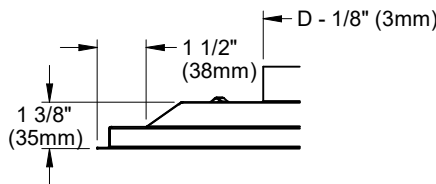
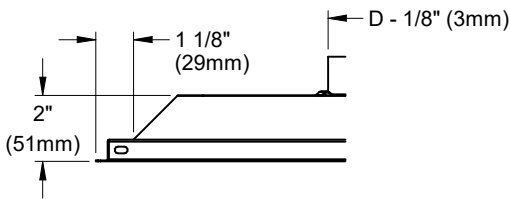
Module Size	Round Duct								Square / Rectangular Duct								
	6" (152mm)	8" (203mm)	10" (254mm)	12" (305mm)	14" (356mm)	15" (381mm)	16" (406mm)	18" (457mm)	6" x 6" (152mm x 152mm)	8" x 8" (203mm x 203mm)	10" x 10" (254mm x 254mm)	12" x 12" (305mm x 305mm)	14" x 14" (356mm x 356mm)	15" x 15" (381mm x 381mm)	16" x 16" (406mm x 406mm)	18" x 18" (457mm x 457mm)	18" x 6" (457mm x 152mm)
12" x 12"	B								B								
24" x 12"	B								B								B
16" x 16"	B	B	B						B	B							
20" x 20"	B	B	B	B	B				B	B	B						
24" x 24"	A	A	A	A	A	A	A	A	A	A	A	A	A	A	A	A	
48" x 24"	B	B	B	B	B	B	B	B	B	B	B	B	B	B	B	B	
300mm x 300mm	B								B								
600mm x 300mm	B								B								
400mm x 400mm	B	B	B						B	B							
500mm x 500mm	B	B	B	B	B				B	B	B						
600mm x 600mm	B	B	B	B	B	B	B	B	B	B	B	B	B	B	B		
1200mm x 600mm	B	B	B	B	B	B	B	B	B	B	B	B	B	B	B		

Letters indicate frame profile supplied for each module / inlet combination (see section details).
Module / inlet size combinations with a blank are not available.

FRAME PROFILES:

A

B



Scan for link to additional product information

ALL METRIC DIMENSIONS () ARE SOFT CONVERTED. IMPERIAL DIMENSIONS ARE CONVERTED TO METRIC AND ROUNDED TO THE NEAREST MILLIMETER.

PROJECT:		PRICE
ENGINEER:		
CUSTOMER:		<i>MG</i> 274242
SUBMITTAL DATE:	SPEC. SYMBOL:	PDF PERFORATED DIFFUSER WITH FACE MOUNTED CONTROLLERS
		2023-01-20